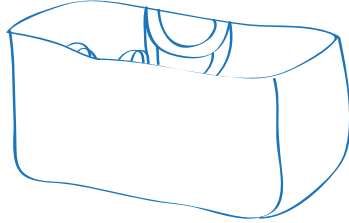
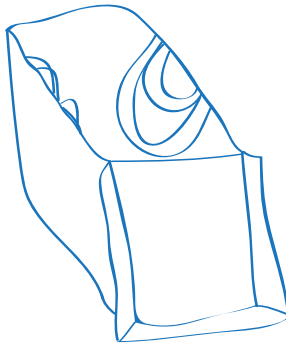
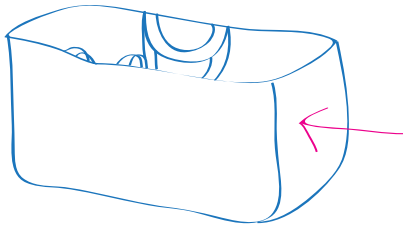


# Recycle Bins

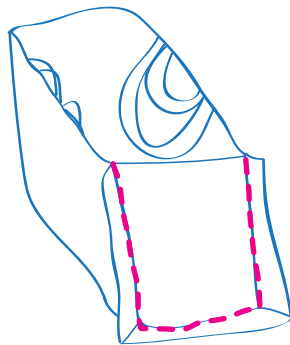
1. buy 3 large IKEA bags
2. turn IKEA bag inside out, with the handles on the inside of the bag



3. push in one of the small sides of the bag about 2 in.

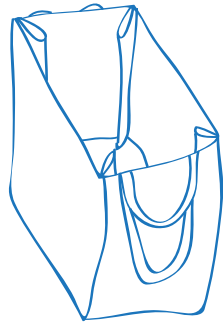


3. sew along the pink dotted line, to keep the end folded in



4. do the same on the other end

5. once both ends of the bag are sewn in, turn the bag right side out



6. optional\* - you can move the handles to the long side of the bag by cutting them off and sewing them onto the other sides



6. print and cut out symbol cards on the next page and attach them to the bags

